

INDEF-R BLOCK



CHAIN PULLEY BLOCK

FEATURES

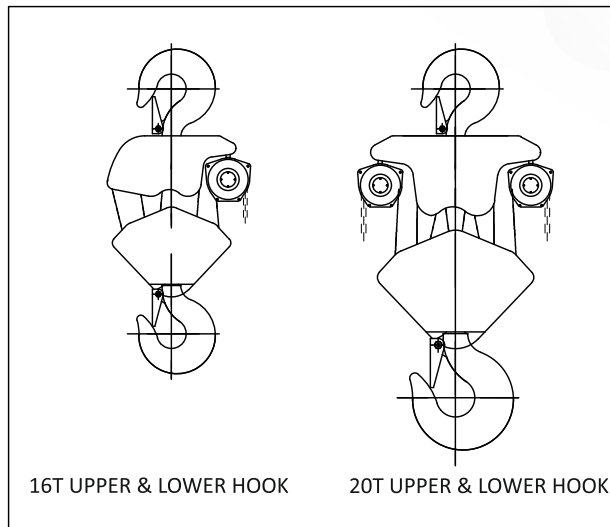
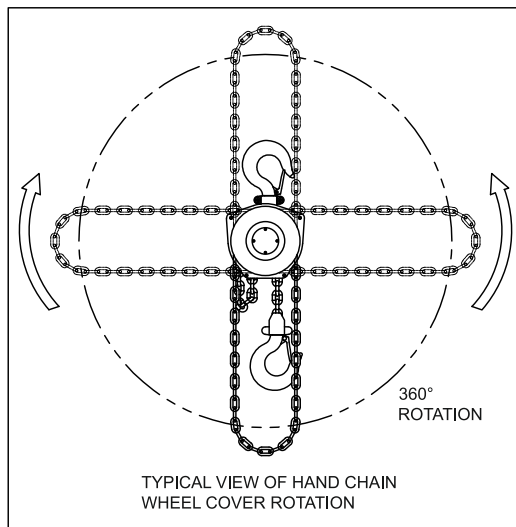
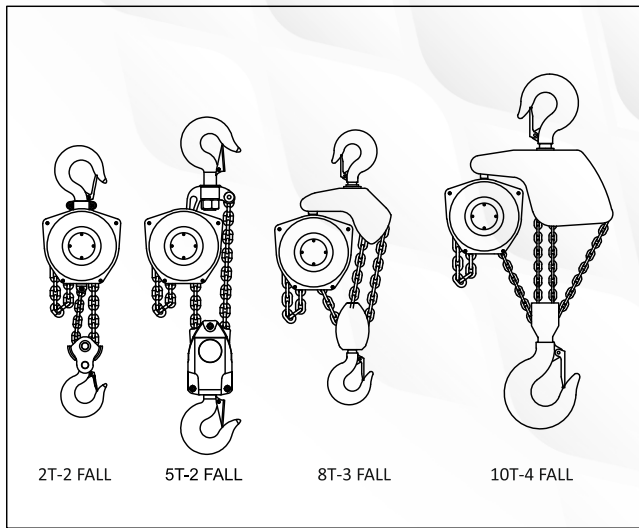
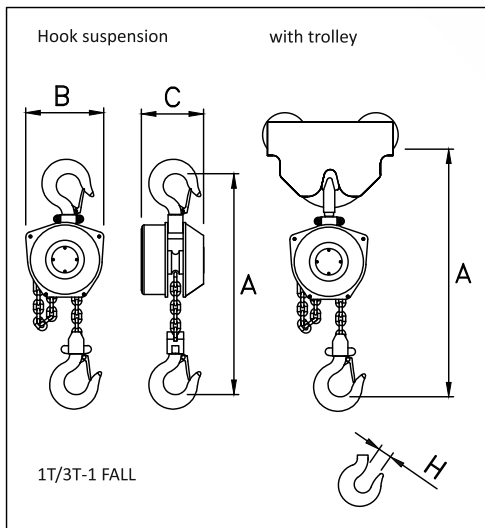
- Offers Safe Working Load up to 20t
- Height of lift up to 40 meters
- Double chain guide rollers
- Grade 80 load chain for increased strength and resistance to wear and tear
- Self-sustaining, maintenance-free friction brake
- Finishing cover coated with anti-corrosion powder
- Zinc plated parts

USPs

- Allows 360-degree hand chain rotation
- CE and ISI certified products
- Made in India product

BENEFITS

- Apply manual effort from any angle
- Assured quality and reliability
- High operating efficiency and reduced downtime
- Longer chain life and overall work life of the product
- Aesthetic appeal
- Safe and easy to use the product with minimal maintenance



CAPACITY(T)	MT	1T	2T	3T	5T	8T	10T	16T	20T
Number of falls of load chain	Nos.	1	2	1	2	3	4	6	8
Load Chain size Dia. (IS MARKING)	mm	6.3	6.3	10	10	10	10	10	10
Hand Chain size Dia.	mm	5	5	5	5	5	5	5	5
A Hook suspension	mm	380	450	535	805	830	850	1175	1175
with trolley, range1&2	mm	430	500	705	895	980	880	1140	1140
with trolley, range3	mm	470	540	720	895	980	880	1140	1140
B	mm	161	161	228	280	430	480	670	1175
C	mm	130	130	175	209	220	220	230	230
H	mm	31	32	42	51	75	75	95	95
• Weight at 3 M Lift	Kg.	10	11	20	59	94	130	218	280
• Extra weight per additional M lift	Kg.	1.8	2.6	3.0	5.7	7.9	10.1	14.5	20.2
• Running pull on hand chain	Kg.	25	28	34	41	46	43	45	46x2
• Velocity ratio		45	90	78	156	234	312	468	624

Data tolerance ±10%

Note :- Due to continuous development and improvement specification listed above may be changed without notice.



www.indef.com | enquire@indef.com | +91 (22) 489-33303

Office No. 501-504, Shelton Cubix, Plot No. 87, Sector-15, CBD-Belapur, Navi Mumbai - 400 614, India.

